


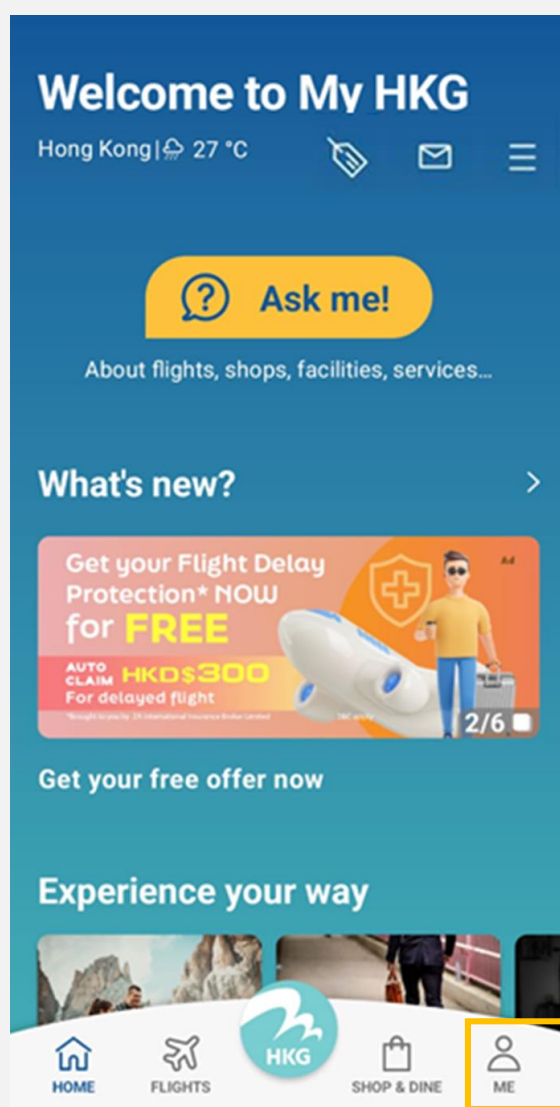
Q: How Can I Re-connect MyTAG on HKairport Rewards Account?

A: If you registered MyTAG before 16 Sep 2023, your tag has been linked with your Rewards account.

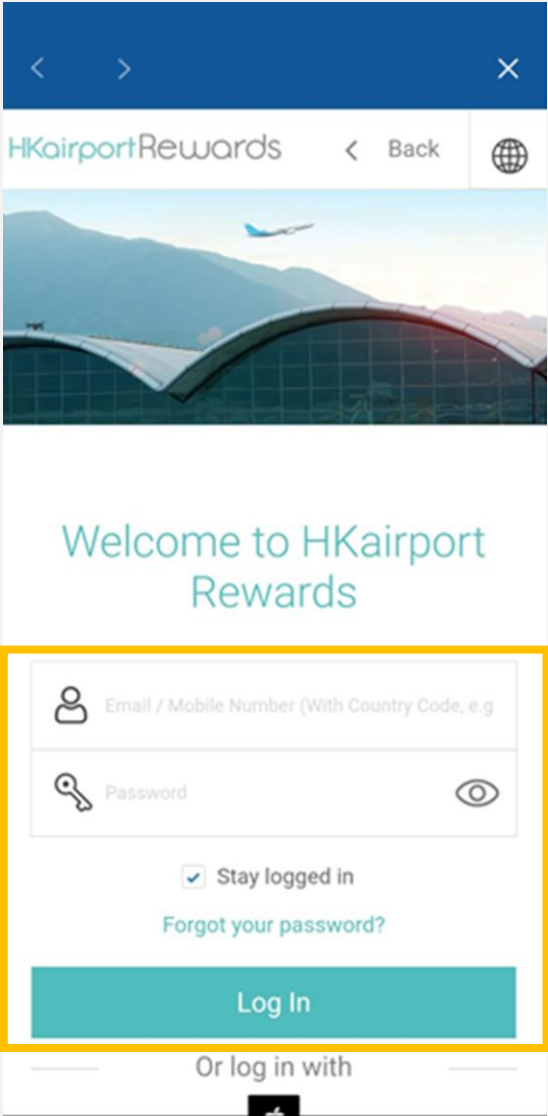
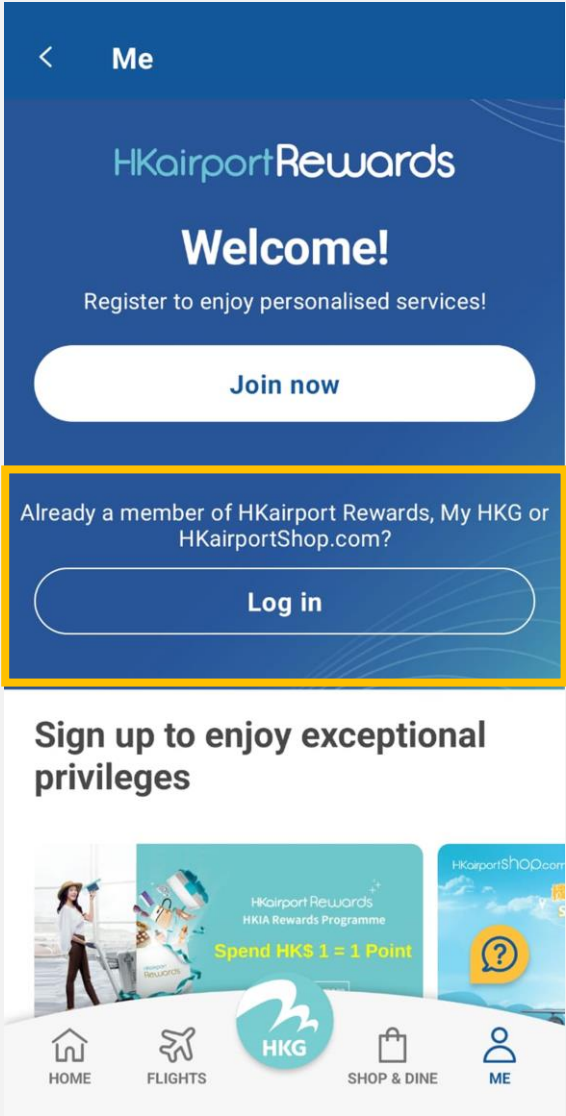
Please follow these steps below to complete the one-time confirmation process:

Step 1

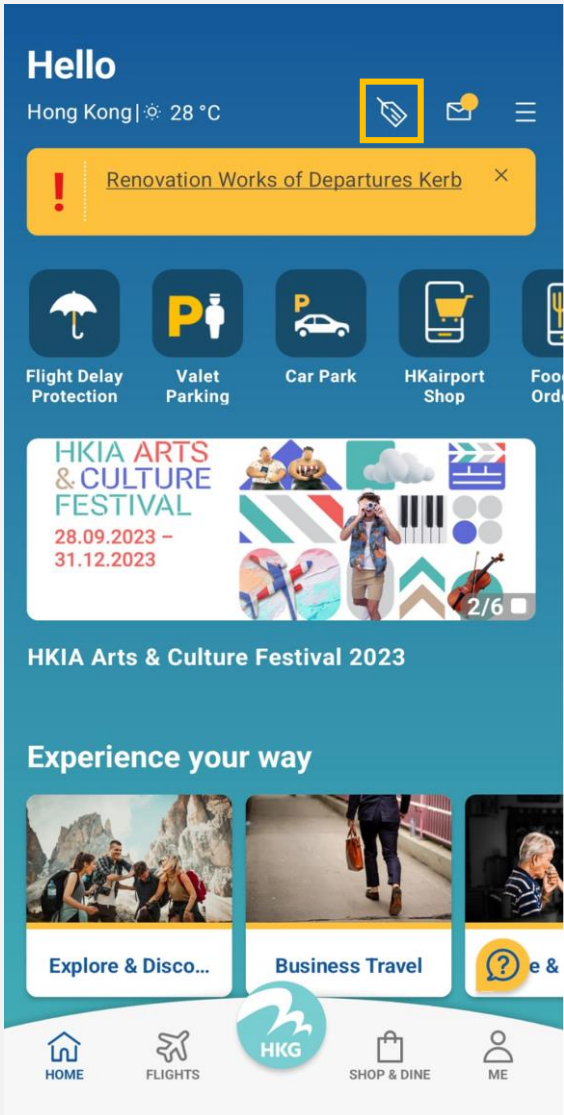
Click “Me”  on the bottom right of Main Page.



Step 2 Login to your HKairportRewards account.




Step 3 Click the bag tag icon on the top.



Step 4

Confirm whether to use this email address for MyTAG Service.

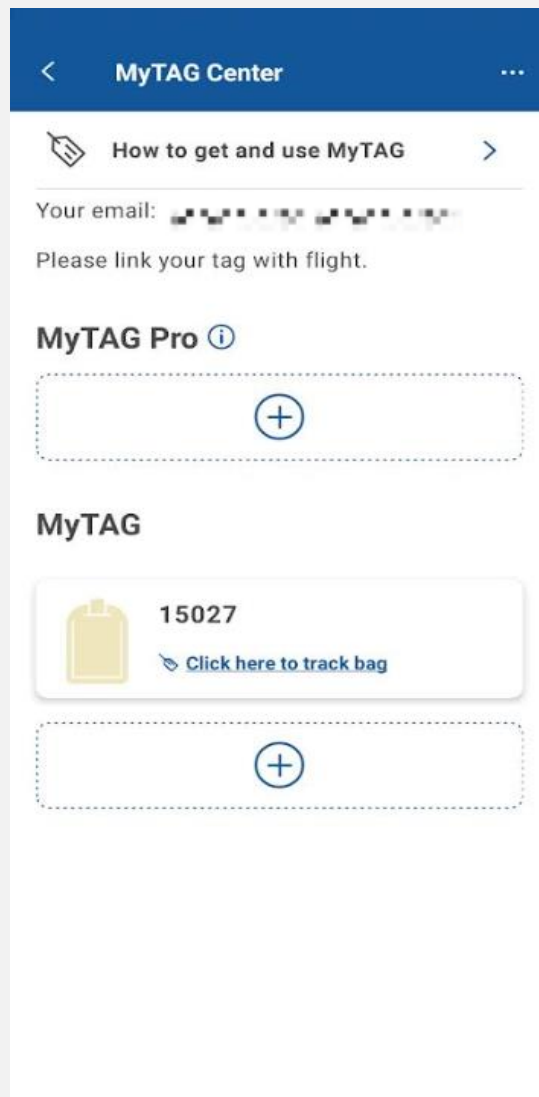


Step 5 Read and agree to Terms & Conditions.

The screenshot shows the 'Reconnect registered tags' screen. At the top, there's a blue header with a back arrow and the title 'Reconnect registered tags'. Below the header, the screen is divided into several sections. The first section is titled 'Enter the email address you previously setup for MyTAG service:' and contains a text input field with the email 'acchkiamtp17@yopmail.com'. Below this, there's a link that says 'or use your HKairport Rewards email'. The second section is titled 'Verify your email' and contains a text input field for 'Enter verification code' and a 'Get code' button. Below this, there's a message: 'Didn't receive a code? Request again in 60 seconds. Please also check your junk mail box.' The third section is titled 'Terms & Conditions' and contains the text: 'By clicking "Confirm", I have read and agreed to the following Terms and Conditions: -Use of MyTAG Series -Use of the Baggage Arrival Notice Service'. Below this, there's a line of text: 'And I consent to provide the personal data as set out in the Personal Information Collection Statement.' At the bottom of the screen, there's a large 'Confirm' button.

Step 6

Confirmation process completed!
You can see your tag.



If you forget your password , you can can recover through [here](#).

[HKairportRewards](#) [Inquiries](#)
[Contact Rewards CS Team](#)

[MyTAG Service Inquiries](#)
[Contact Us](#)

Please also take a photo with your MyTAG QR code and 12-digit ID.

